DE: Info@allectra.com
UK: uk@allectra.com
F: fr@allectra.com

allectra

Dual In-line Feedthroughs

for direct connection to Printed Circuit Boards

This special F/T allows direct connection to PCB on either Air or Vacuum side. Typically the electronic board is connected to the air side to give the shortest signal path.
Up to 3 Feedthroughs will fit onto a 63CF flange.

Specifications

Vacuum	UHV
Materials	Stainless Steel/ Glass Ceramic
Temp.	-40°C to 230°C
Current per pin	1A
Pin spacing	2mm pitch



230-DIL40M-C63



Crimp pin 360-CRF-05

Vacuum side connector



Vacuum side connector with optional housing

Dual In-line Feedthroughs 2mm x 2mm pitch

FLANGE	No. OF PINS	PART NUMBER
WELD	40	230-DIL40M
63CF	40	230-DIL40M-C63
63CF	80	230-DIL80M-C63-2
63CF	120	230-DIL120M-C63-3
100CF	40	230-DIL40M-C100
100CF	80	230-DIL80M-C100-2
100CF	120	230-DIL120M-C100-3
100CF	160	230-DIL160M-C100-4

Dual In-line Feedthroughs Connectors for Air and Vacuum

VACUUM	TYPE	PART NUMBER
AIR	IDC	230-CON40M-IDC-AIR
AIR	SOLDER	230-CON40M-W-AIR
VACUUM	PEEK	230-CON40M-PK

Dual In-line Feedthroughs Pins for vacuum side

VACUUM	No. PER PKT	PART NUMBER
VACUUM	10	360-CRF-05-10
VACUUM	40	360-CRF-05-40

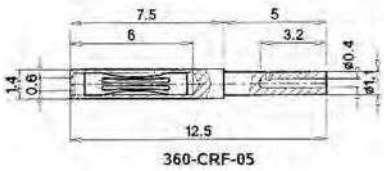

Dual In-line Feedthroughs Air side ribbon cable 1m

VACUUM	LENGTH	PART NUMBER
AIR	1 m	314-RIB40-1-AIR

Housings for Dual In-line Feedthroughs for Vacuum are available on request.

.. ... UHV Solder: Sec. 6 ... PTFE Ribbon Cable: Sec. 6...